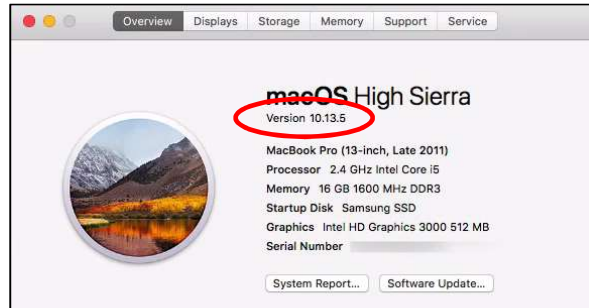
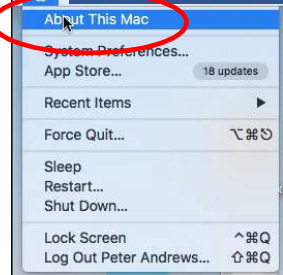


MAC Book/Pro users check the “use ambient noise reduction” setting is OFF

1. Check your version of macOS



2. If it is greater than ver 10.13.3 then go to Step 3. Otherwise you are fine and don't need to take any action

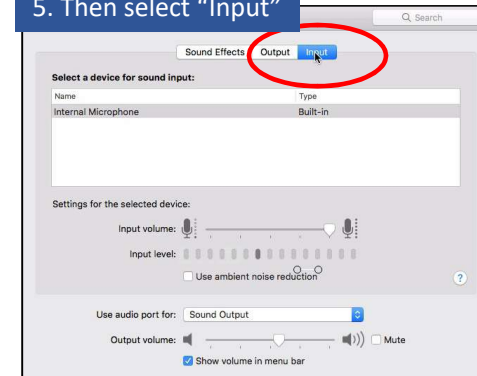
3. Go into “System Preferences”. You can type this in the search in the top right of your desktop



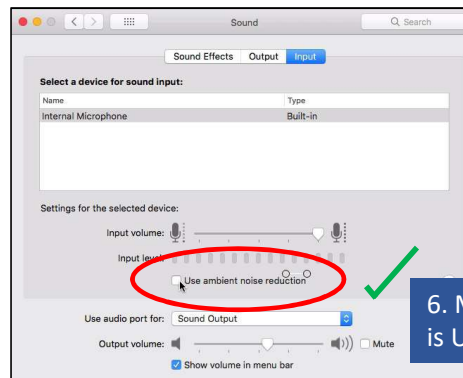
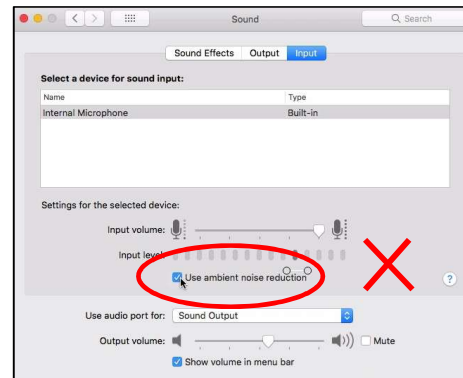
4. Select “Sound”



5. Then select “Input”



6. Make sure “Use ambient noise reduction” is UNCHECKED



7. You can now use the “Calibrate” button. Then set the required “Sensitivity” and the app should work as expected

